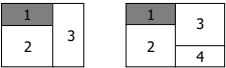
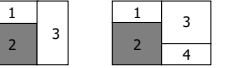



Specification sheet		Product Details									
Brand and Model		Stoves									
Brand		Richmond Deluxe									
Sub-brand		Richmond DX									
Model		S1000GTG									
Summary											
Product Type		100cm Dual Fuel Gas-Through-Glass Range Cooker									
Short product description		100cm Dual Fuel Range Cooker With A 6 Burner Gas Through-Glass Hob, Conventional Oven & Grill, Multifunction Main Oven, Fanned Second Oven and Dedicated Slow Cook Oven									
Key Product Benefits											
Benefit 1		Quad Ovens™ With 179L Total Cooking Capacity									
Benefit 2		Maxi Clock™ - LED Touch Control Programmer									
Benefit 3		Steam & Infuse™									
Benefit 4		6 Burner Gas-Through-Glass Hotplate With Twin 5kW PowerWok Plus™									
Benefit 5		Multifunction Main Oven With Equiflow™ Technology and 11 Settings Including Pizza and Bread Proving									
Benefit 6		Pro-Trac™ Double-Extension Telescopic Sliders									
Benefit 7		Maxi-Grill™ With Telescopic Sliders									
Benefit 8		Dedicated Slow Cook Oven									
Benefit 9		Single Handed Ignition									
Benefit 10		Made In Britain									
Product Type		Range Cooker									
Integrated or freestanding		Freestanding									
Fuel		Dual Fuel									
Number of ovens		4									
Warranty period		5 Year Parts & 1 Year Labour									
International market											
Hob layout											
(diagram to be assigned)		<table border="1" style="text-align: center; width: 60px; height: 60px;"> <tr> <td></td> <td>2</td> <td>4</td> </tr> <tr> <td>1</td> <td></td> <td>6</td> </tr> <tr> <td></td> <td>3</td> <td>5</td> </tr> </table>		2	4	1		6		3	5
	2	4									
1		6									
	3	5									
Cavity layout											
(diagram to be assigned)		<table border="1" style="text-align: center; width: 60px; height: 60px;"> <tr> <td>1</td> <td>3</td> </tr> <tr> <td>2</td> <td>4</td> </tr> </table>	1	3	2	4					
1	3										
2	4										
Hob											
Hob summary		6 Gas burners									
No of burners/elements		6									
Hotplate type		Framed Glass									
Controls position		Fascia									
Gas hob											
Burner 1 (kW)		Wok (5.0)									
Burner 2 (kW)		Medium (2.0)									
Burner 3 (kW)		Large (3.0)									
Burner 4 (kW)		Small (1.0)									
Burner 5 (kW)		Medium (2.0)									
Burner 6 (kW)		Wok (5.0)									
Burner 7 (kW)											
Burner 8 (kW)											
Enamel pan supports											
Cast iron pan supports		Yes									
Enamel burner caps											
Matte burner caps		Yes									
Flat burner caps		Yes									
Profiled burner caps											
Enamel Clamp plates		Yes									
Matte clamp plates											
Push button ignition (battery)											
Push button ignition (mains)											
Automatic ignition		Yes									
Thermocouples (Flame safety device)		Yes									
Glass lid with auto shut off											
Lid / Type											
Lid Handle / Front Trim											
Lid auto shut off											
Lid soft close											
Electric hob											
Element 1 (kW)											
Element 2 (kW)											
Element 3 (kW)											
Element 4 (kW)											
Element 5 (kW)											
Element 6 (kW)											
Element 7 (kW)											
Central on/off key											
Hot hob light											
Individual residual Heat Indicators											
Control type (rotary or touch)											

	Digital power display	
	Power levels	
	Keep warm function	
	Pan detection	
	Pan overheat detection	
	Child lock	
	Boost function	
	Presets	
	Auto heat up	
	Auto stand by	
	Minute minder	
	Timer Function	
	Bridge Function / Griddle Zone	
	Easy clean ceramic glass surface	Yes
Cavity 1		
	Position	Top left
	Main/second/third/fourth oven	Third
	Function	Conventional oven and grill
	Fuel	Electric
	No. of functions	3
	Programmable oven	
	Gas oven/grill	
	Fixed rate gas grill	
	Variable rate gas grill	
	Conventional gas oven	
	Automatic ignition	
	Flame safety device	
	Electric oven/grill	
	Fixed rate electric grill	
	Fixed rate dual circuit electric grill	
	Variable rate electric grill	
	Variable rate dual circuit electric grill	Yes
	Conventional electric oven	Yes
	Fanned electric oven	
	Defrost	
	Intensive bake (top, bottom & fan)	
	Top heat only	Yes
	Base heat only	
	Base heat with fan	
	Grill with fan	
	Light only	
	Slow cook	
	Pizza function	
	Keep warm/plate warm function	
	Bread proving	
	Pie setting	
	Meat probe	
	Rapid heat	
	Pyrolytic function	
	Pre-set oven setting	
	Energy rating	A
	Cavity features	
	Actual capacity (litres)	37
	Usable capacity (litres)	31
	Usable Cavity dimensions (HxWxD mm)	180 x 420 x 430
	Power (kW)	Oven (1.4) Grill (2.7)
	Energy consumption (Kwh)	0.59 (Conventional)
	No of shelves	0
	No of shelf positions	2
	Telescopic shelves - Fixed	0
	Telescopic shelves - Removable/adjustable	Double extending, removable
	No of telescopic fixing positions	2
	Usable area of shelves (WxD mm)	407mm x 357mm
	Oven light / Type	
	Interior finish / colour	Easy clean enamel / Black
	Door	
	Door type	Metal
	Door opening	Drop-down
	Hinge type	
	Arrest position	
	Viewing window	
	Door glazing number(inc. outer if applicable)	
	Door colour	Description colour
	Handle style / Colour	Metal, chrome
	Door outer glass	
	Inner glass	
	Cladding type	
	Cladding style / Colour	
	Door features	
	Screened branding	
	Badge brand	Stoves
Cavity 2		
	Position	Bottom left
	Main/second/third/fourth oven	Main
	Function	Multifunction Oven
	Fuel	Electric
	No. of functions	13
	Programmable oven	Yes
	Gas oven/grill	
	Fixed rate gas grill	
	Variable rate gas grill	
	Conventional gas oven	
	Automatic ignition	
	Flame safety device	
	Electric oven/grill	
	Fixed rate electric grill	

	Fixed rate dual circuit electric grill	
	Variable rate electric grill	Yes
	Variable rate dual circuit electric grill	
	Conventional electric oven	Yes
	Fanned electric oven	Yes
	Defrost	Yes
	Intensive bake (top, bottom & fan)	Yes
	Top heat only	Yes
	Base heat only	Yes
	Base heat with fan	Yes
	Grill with fan	Yes
	Light only	
	Slow cook	Yes
	Pizza function	Yes
	Keep warm/plate warm function	Yes
	Bread proving	Yes
	Pie setting	
	Meat probe	
	Rapid heat	
	Pyrolytic function	
	Pre-set oven setting	
	Energy rating	A
	Cavity features	
	Actual capacity (litres)	64
	Usable capacity (litres)	54
	Usable Cavity dimensions (HxWxD mm)	325 x 420 x 395
	Power (kW)	Oven (2.0) Grill (1.7)
	Energy consumption (Kwh)	0.73Kwh (Forced Air) 0.76Kwh (Conventional)
	No of shelves	2
	No of shelf positions	6
	Telescopic shelves - Fixed	
	Telescopic shelves - Removable/adjustable	Double extending, removable
	No of telescopic fixing positions	4
	Usable area of shelves (WxD mm)	407mm x 357mm
	Oven light / Type	Yes, halogen
	Interior finish / colour	Easy clean enamel / Black
	Door	
	Door type	Metal
	Door opening	Side opening
	Hinge type	
	Arrest position	
	Viewing window	Yes
	Door glazing number(inc. outer if applicable)	2
	Door colour	Description colour
	Handle style / Colour	Metal, chrome
	Door outer glass	Yes x 1
	Inner glass	Yes x 1
	Cladding type	
	Cladding style / Colour	
	Door features	
	Screened branding	
	Badge brand	
Cavity 3		
	Position	Top right
	Main/second/third/fourth oven	Second
	Function	Fanned Oven
	Fuel	Electric
	No. of functions	4
	Programmable oven	
	Gas oven/grill	
	Fixed rate gas grill	
	Variable rate gas grill	
	Conventional gas oven	
	Automatic ignition	
	Flame safety device	
	Electric oven/grill	
	Fixed rate electric grill	
	Fixed rate dual circuit electric grill	
	Variable rate electric grill	
	Variable rate dual circuit electric grill	
	Conventional electric oven	
	Fanned electric oven	Yes
	Defrost	
	Intensive bake (top, bottom & fan)	
	Top heat only	
	Base heat only	
	Base heat with fan	
	Grill with fan	
	Light only	
	Slow cook	Yes
	Pizza function	
	Keep warm/plate warm function	Yes
	Bread proving	Yes
	Pie setting	
	Meat probe	
	Rapid heat	
	Pyrolytic function	
	Pre-set oven setting	
	Energy rating	A
	Cavity features	
	Actual capacity (litres)	64
	Usable capacity (litres)	57
	Usable Cavity dimensions (HxWxD mm)	350 x 420 x 395
	Power (kW)	2
	Energy consumption (Kwh)	0.67Kwh (Forced Air)
	No of shelves	2
	No of shelf positions	6
	Telescopic shelves - Fixed	

	Telescopic shelves - Removable/adjustable	Double extending, removable				
	No of telescopic fixing positions	4				
	Usable area of shelves (WxD mm)	407mm x 357mm				
	Oven light / Type	Yes, halogen				
	Interior finish / colour	Easy clean enamel / Black				
Door						
	Door type	Metal				
	Door opening	Side opening				
	Hinge type					
	Arrest position					
	Viewing window	Yes				
	Door glazing number(inc. outer if applicable)	2				
	Door colour	Description colour				
	Handle style / Colour	Metal, chrome				
	Door outer glass	Yes				
	Inner glass	Yes				
	Cladding type					
	Cladding style / Colour					
	Door features					
	Screened branding					
	Badge brand					
Cavity 4	<table border="1"> <tr> <td>1</td> <td>3</td> </tr> <tr> <td>2</td> <td>4</td> </tr> </table>	1	3	2	4	
1	3					
2	4					
	Position	Bottom right				
	Main/second/third/fourth oven	Fourth				
	Function	Slow cook				
	Fuel	Electric				
	No. of functions	1				
	Programmable oven					
Gas oven/grill						
	Fixed rate gas grill					
	Variable rate gas grill					
	Conventional gas oven					
	Automatic ignition					
	Flame safety device					
Electric oven/grill						
	Fixed rate electric grill					
	Fixed rate dual circuit electric grill					
	Variable rate electric grill					
	Variable rate dual circuit electric grill					
	Conventional electric oven					
	Fanned electric oven					
	Defrost					
	Intensive bake (top, bottom & fan)					
	Top heat only					
	Base heat only					
	Base heat with fan					
	Grill with fan					
	Light only					
	Slow cook	Yes				
	Pizza function					
	Keep warm/plate warm function					
	Bread proving					
	Pie setting					
	Meat probe					
	Rapid heat					
	Pyrolytic function					
	Pre-set oven setting					
	Energy rating					
Cavity features						
	Actual capacity (litres)	37				
	Usable capacity (litres)	37				
	Cavity dimensions (HxWxD mm)	200 x 420 x 430				
	Power (kW)	0.16				
	Energy consumption (Kwh)					
	No of shelves					
	No of shelf positions					
	Telescopic shelves - Fixed					
	Telescopic shelves - Removable/adjustable					
	No of telescopic fixing positions					
	Usable area of shelves (WxD mm)					
	Oven light / Type					
	Interior finish / colour	Easy clean enamel / Black				
Door						
	Door type	Metal				
	Door opening	Drop-down				
	Hinge type					
	Arrest position					
	Viewing window					
	Door glazing number(inc. outer if applicable)					
	Door colour	Description colour				
	Handle style / Colour	Metal, chrome				
	Door outer glass					
	Inner glass					
	Cladding type					
	Cladding style / Colour					
	Door features					
	Screened branding					
	Badge brand					
Fascia						
Fascia features						
	Number of knobs	11				
	Style of knob - colour & type	Black plastic body, chrome plastic cap				
	Bezel - colour & type	Chrome plastic				
	Oven/Grill markings location (knob, bezel, fascia)	Black print, on bezel				
	Fascia material	Metal one piece pressing				
	Fascia colour	Black gloss				
	Cladding type					
	Cladding style/colour					
	Fascia cooling system	Yes				
	Screened Branding or Model Name	Richmond Deluxe				
	Badge / Brand					
Timer						

	Mechanical timer (pinger)	
	Analoque clock/programmer	
	LED clock/minute minder - cavity, size and colour	
	LED clock/programmer - cavity, size and colour	
	LED clock/programmer cook to off - cavity, size and colour	
	Touch control clock/programmer - cavity, size and colour	Cavity 2, large, white
	Touch control clock/programmer 'Cook To Off' - cavity, size and colour	
	Connectivity / Bluetooth	No
	Electronic clock / programmer	
	Special aesthetic appearance (eg Sterling)	
Features		
	Warming drawer/cavity	
	Integrated splashback	
	Rotisserie	
	ProFlex	
	Roll-out grill	Yes
	Adjustable feet	Yes
	Retractable control knobs	
	Rear wheels	Yes
Accessories (included)		
	Removable cast griddle plate	Yes
	Wok cradle	Yes, 2
	Grillpan/trivet	
	Grillpan handle - metal	
	Roasting tin	
	Full width oven/grill pan - shallow	
	Full width oven/grill pan - deep	Yes, 2
	Full width oven/grill pan - reversible trivet	Yes, 2
	Oven/grill pan handle	Yes, 1
	Cast iron pot	
	Grill rack	
	Turntable	
	Browning plate	
	Steam & Infuse	Yes
	LPG Conversion kit (available separately)	Yes
Removable Parts (for cleaning)		
	Hob burners	Yes
	Pan supports	Yes
	Inner door glass	
	Shelves	Yes
	Telescopic shelves - Fixed	
	Telescopic shelves - Removable/adjustable	Yes
	Shelf guides	Yes
	Grill rack	
	Turntable	
	Browning plate	
Installation		
	Gas type	Nat Gas
	Gas inlet type	1/2" BSP female
	Gas inlet position	Rear right
	LPG convertible	Yes
	Hard wired	Yes
	Lead length	
	Terminal block position	Rear left
	Electrical connection	Yes
	Supply voltage	240V
	Supply frequency	
	Phase (single or 3)	Single/3 Phase
	Maximum rating	
	Total electrical power load (kW)	8.13kw
	Total gas power load (kW)	18kw
	Fuse size (A)	32
	Fitted 3 pin plug	
Dimensions		
Packed		
	Height (mm)	1045
	Width (mm)	1130
	Depth (mm)	740
	Weight (kg)	111.35
Product		
	Height (mm)	900-930
	Width (mm)	996
	Depth (mm)	600
	Weight (kg)	104.35
Finishes & codes		
Colour 1		
	SKU code	444444909
	EAN code	5052263049093
	AS400/Aurora model description	ST RICH DX S1000DF GTG BK
	Exclusive	
Colour 2		
	SKU code	444444910
	EAN code	5052263049109
	AS400/Aurora model description	ST RICH DX S1000DF GTG CC
	Exclusive	
Colour 3		
	SKU code	
	EAN code	
	AS400/Aurora model description	
	Exclusive	
Colour 4		
	SKU code	
	EAN code	
	AS400/Aurora model description	
	Exclusive	
COMMENTS		